

Creamy Mushroom & Spinach Flatbread

with Fontina & Garlic

4 SERVINGS

⌚ 40-50 MINS



 **Blue Apron**
blueapron.com



Ingredients*


Customized ingredients

ADDED:


 3 oz Prosciutto 


 1 piece Focaccia Bread

 ½ lb Mushrooms

 2 cloves Garlic


 2 Yellow Onions

 1 oz Pickled Peppadew Peppers

 5 oz Baby Spinach

 4 oz Fontina Cheese

 ¾ cup Grated Parmesan Cheese

 ¼ cup Crème Fraîche

 4 oz White Cheddar Cheese

 2 Tbsps Hot Sauce

Cook along on the app



The Blue Apron app doesn't just help you manage and track your weekly deliveries—it's also a hub for cooking inspiration! Browse our thousands of recipes, watch how-to videos, and cook along to your weekly recipes with step-by-step directions tailored to your meal's preferences. Download it from the App Store or Google Play today.

*Ingredients may be replaced and quantities may vary.



"Alexa, find Blue Apron recipes."

1 Prepare the ingredients

- Place an oven rack in the center of the oven; preheat to 450°F.
- Wash and dry the fresh produce.
- Thinly slice the **mushrooms**.
- Halve, peel, and thinly slice the **onions**.
- Peel and roughly chop **2 cloves of garlic**.
- Roughly chop the **peppers**.
- Grate the **fontina** and **cheddar** on the large side of a box grater; combine in a large bowl.
- Halve the **bread** horizontally.



2 Cook & finish the vegetables

- In a large pan (nonstick, if you have one), heat a drizzle of **olive oil** on medium-high until hot.
- Add the **sliced mushrooms** and **sliced onions**; season with salt and pepper. Cook, stirring occasionally, 5 to 6 minutes, or until lightly browned and softened.
- Add the **chopped garlic**. Cook, stirring frequently, 1 to 2 minutes, or until softened.
- Add the **spinach**; season with salt and pepper. Cook, stirring constantly, 30 seconds to 1 minute, or until wilted. Turn off the heat.
- Transfer to the bowl of **grated cheeses**. Add the **crème fraîche** and **as much of the hot sauce as you'd like**, depending on how spicy you'd like the dish to be. Stir to combine. Taste, then season with salt and pepper if desired.



3 Assemble the flatbread

- Place the **halved bread** on a sheet pan, cut side up.
- Evenly top with the **finished vegetables** and **half the parmesan**; season with salt and pepper.



4 Bake the flatbread & serve your dish

- Bake the **flatbread** 15 to 17 minutes, or until the cheese is melted and the edges of the bread are lightly browned and crispy.
- Carefully transfer to a cutting board and let stand at least 2 minutes. Cut into equal-sized pieces.
- Serve the **finished flatbread** garnished with the **remaining parmesan** and **chopped peppers**. Enjoy!



↩ CUSTOMIZED STEP 4 If you chose Prosciutto

- Bake the flatbread and serve your dish as directed, topping with the **prosciutto** (removing the plastic lining between the slices and tearing into bite-sized pieces before adding) before the garnishes.