

Steaks & Brown Butter Sauce

with Mashed Potatoes & Fried Rosemary

2 SERVINGS

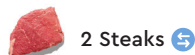
⌚ 30-40 MINS

 **Blue Apron**
blueapron.com



Ingredients*


Customized ingredients



2 Steaks 


SWAPPED FOR:



1 20-oz Pasture-Raised Ribeye Steak 

or



2 8-oz Pasture-Raised Tenderloin Steaks 



¾ lb Potatoes



¾ lb Carrots



1 bunch Rosemary



1 oz Salted Butter



¾ cup Buttermilk



1 Tbsp Apple Cider Vinegar



2 cloves Garlic

Cook along on the app



The Blue Apron app doesn't just help you manage and track your weekly deliveries—it's also a hub for cooking inspiration! Browse our thousands of recipes, watch how-to videos, and cook along to your weekly recipes with step-by-step directions tailored to your meal's preferences. Download it from the App Store or Google Play today.

*Ingredients may be replaced and quantities may vary.



"Alexa, find Blue Apron recipes."

1 Prepare the ingredients

- Preheat the oven to 450°F.
- Fill a medium pot $\frac{3}{4}$ of the way up with salted water; cover and heat to boiling on high.
- Wash and dry the fresh produce.
- Peel the **carrots**; halve lengthwise, then cut crosswise into 2-inch pieces.
- Medium dice the **potatoes**.
- Peel **2 cloves of garlic**; using the flat side of your knife, smash each clove once.
- Pick the **rosemary** leaves off the stems.



2 Roast the carrots

- Line a sheet pan with foil.
- Place the **carrot pieces** on the foil. Drizzle with **olive oil** and season with salt and pepper; toss to coat. Arrange in an even layer.
- Roast 16 to 18 minutes, or until browned and tender when pierced with a fork.
- Remove from the oven.



3 Cook & mash the potatoes

- Meanwhile, add the **diced potatoes** and **1 smashed garlic clove** to the pot of boiling water. Cook 16 to 18 minutes, or until tender when pierced with a fork. Turn off the heat.
- Drain thoroughly and return to the pot. Add the **buttermilk** and a drizzle of **olive oil**; season with salt and pepper. Using a fork or potato masher, mash to your desired consistency. Taste, then season with salt and pepper if desired.



4 Fry the rosemary

- Meanwhile, in a medium pan, heat a thin layer of oil on medium-high.
- Once the oil is hot enough that a rosemary leaf sizzles immediately when added, add the **rosemary leaves**. Cook, stirring constantly, 1 to 2 minutes, or until lightly browned and crispy.
- Leaving any oil in the pan, transfer to a paper towel-lined plate; immediately season with salt.



5 Cook the steaks

- Pat the **steaks** dry with paper towels; season with salt and pepper on all sides.
- To the pan of **reserved rosemary oil**, add a drizzle of **olive oil**; heat on medium-high until hot.
- Add the seasoned steaks. Cook, turning occasionally, 8 to 10 minutes for medium-rare (125°F), or until browned and cooked to your desired degree of doneness.*
- Leaving any browned bits (or fond) in the pan, transfer to a cutting board; let rest at least 5 minutes.



CUSTOMIZED STEP 5

If you chose Ribeye Steak

- Pat the **steak** dry with paper towels; season with salt and pepper on both sides.
- To the pan of **reserved rosemary oil**, add a drizzle of **olive oil**; heat on medium-high until hot.
- Add the seasoned steak. Cook, turning occasionally, 8 to 10 minutes, or until lightly browned.
- Leaving any browned bits (or fond) in the pan, transfer to a separate sheet pan.
- Roast 5 to 9 minutes for medium-rare (125°F), or until browned and cooked to your desired degree of doneness.*
- Transfer to a cutting board; let rest at least 10 minutes.

If you chose Tenderloin Steaks

- Pat the **steaks** dry with paper towels; season with salt and pepper on both sides.
- To the pan of **reserved rosemary oil**, add a drizzle of **olive oil**; heat on medium-high until hot.
- Add the seasoned steaks. Cook 6 to 8 minutes per side for medium-rare (125°F), or until browned and cooked to your desired degree of doneness.*
- Leaving any browned bits (or fond) in the pan, transfer to a cutting board; let rest at least 5 minutes.

6 Make the pan sauce & serve your dish

- While the steaks rest, to the pan of reserved fond, add the **butter** and **remaining smashed garlic clove**. Cook on medium-high, stirring constantly and scraping up any fond, 1 to 2 minutes, or until the foam subsides and the butter is fragrant (it should smell nutty and toasted).
- Turn off the heat; stir in the **vinegar** (carefully, as the liquid may splatter).
- Carefully discard the **garlic clove**.
- Find the lines of muscle (or grain) on the **rested steaks**; slice crosswise against the grain.
- Serve the **sliced steaks** with the **roasted carrots** and **mashed potatoes**. Top the steaks and potatoes with the **pan sauce**. Garnish with the **fried rosemary**. Enjoy!



*The USDA recommends a minimum safe cooking temperature of 145°F for steak. Cook the steaks an additional 2 to 3 minutes to achieve this. Consuming raw or undercooked meat, poultry, fish, seafood or eggs may increase your risk of foodborne illness.

To view this recipe's full nutrition information, SEE FULL RECIPE in the current tab of your account at blueapron.com or in the Blue Apron app, then click on VIEW FULL NUTRITION. If you purchased this recipe outside of blueapron.com, nutrition information can be found on the retailer's product page. | Food safety handling information: blog.blueapron.com/foodsafety

CONTAINS: SEE INGREDIENT PACKAGING FOR ALLERGEN(S).

Produced in a facility that processes crustacean shellfish, egg, fish, milk, peanuts, soy, tree nuts, sesame, and wheat.
Blue Apron, LLC, New York, NY 10005

[f](#) [t](#) [@](#) Share your photos with #blueapron

