

Steaks & Cipolline Onion Butter

with Mashed Potatoes & Brussels Sprouts

2 SERVINGS

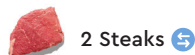
⌚ 35-45 MINS

 **Blue Apron**
blueapron.com



Ingredients*


Customized ingredients



2 Steaks 


SWAPPED FOR:



1 20-oz Pasture-Raised Ribeye Steak 

or



2 10-oz No Added Hormones NY Strip Steaks 



2 cloves Garlic



½ lb Brussels Sprouts



¾ lb Potatoes



1 oz Balsamic-Marinated Cipolline Onions



2 Tbsps Crème Fraîche



1 oz Salted Butter



1 Tbsp Apple Cider Vinegar



Serve with Blue Apron wine that has this symbol
blueapron.com/wine

Cook along on the app



The Blue Apron app doesn't just help you manage and track your weekly deliveries—it's also a hub for cooking inspiration! Browse our thousands of recipes, watch how-to videos, and cook along to your weekly recipes with step-by-step directions tailored to your meal's preferences. Download it from the App Store or Google Play today.

*Ingredients may be replaced and quantities may vary.



"Alexa, find Blue Apron recipes."

1 Prepare the ingredients

- Remove the **butter** from the refrigerator to soften.
- Preheat the oven to 450°F.
- Fill a medium pot $\frac{3}{4}$ of the way up with salted water; cover and heat to boiling on high.
- Wash and dry the fresh produce.
- Medium dice the **potatoes**.
- Peel and roughly chop **2 cloves of garlic**.
- Cut off and discard the stem ends of the **brussels sprouts**; halve lengthwise.
- Roughly chop the **onions**.



2 Cook & mash the potatoes

- Add the **diced potatoes** and **chopped garlic** to the pot of boiling water and cook 16 to 18 minutes, or until tender when pierced with a fork. Turn off the heat.
- Drain thoroughly and return to the pot. Add the **crème fraîche**; season with salt and pepper. Using a fork or potato masher, mash to your desired consistency.
- Taste, then season with salt and pepper if desired. Cover to keep warm.



3 Roast & dress the brussels sprouts

- Meanwhile, place the **halved brussels sprouts** on a sheet pan. Drizzle with **olive oil** and season with salt and pepper; toss to coat. Arrange in an even layer.
- Roast 14 to 16 minutes, or until browned and tender when pierced with a fork.
- Remove from the oven. Evenly top with the **vinegar**; carefully stir to coat.



4 Cook the steaks

- Meanwhile, pat the **steaks** dry with paper towels; season with salt and pepper on all sides.
- In a medium pan (nonstick, if you have one), heat a drizzle of **olive oil** on medium-high until hot.
- Add the seasoned steaks. Cook, turning occasionally, 8 to 10 minutes for medium-rare (125°F), or until browned and cooked to your desired degree of doneness.*
- Transfer to a cutting board; let rest at least 5 minutes.



CUSTOMIZED STEP 4

If you chose Ribeye Steak

- Meanwhile, pat the **steak** dry with paper towels; season with salt and pepper on both sides.
- In a medium pan (nonstick, if you have one), heat a drizzle of **olive oil** on medium-high until hot.
- Add the seasoned steak. Cook, turning occasionally, 8 to 10 minutes, or until lightly browned.
- Transfer to a separate sheet pan.
- Roast 5 to 9 minutes for medium-rare (125°F), or until browned and cooked to your desired degree of doneness.*
- Transfer to a cutting board; let rest at least 10 minutes.

If you chose Strip Steaks

- Meanwhile, pat the **steaks** dry with paper towels; season with salt and pepper on both sides.
- In a medium pan (nonstick, if you have one), heat a drizzle of **olive oil** on medium-high until hot.
- Add the seasoned steaks. Cook 2 to 3 minutes, or until browned. Flip and cook 1 to 2 minutes for medium-rare (125°F), or until browned and cooked to your desired degree of doneness.*
- Transfer to a cutting board; let rest at least 5 minutes.

5 Make the cipolline onion butter & serve your dish

- While the steaks rest, in a bowl, combine the **softened butter** and **chopped onions**. Mash to thoroughly combine.
- Find the lines of muscle (or grain) on the **rested steaks**; slice crosswise against the grain.
- Serve the **sliced steaks** with the **mashed potatoes** and **dressed brussels sprouts**. Top the steaks and potatoes with the **cipolline onion butter**. Enjoy!



*The USDA recommends a minimum safe cooking temperature of 145°F for steak. Cook the steaks an additional 2 to 3 minutes to achieve this. Consuming raw or undercooked meat, poultry, fish, seafood or eggs may increase your risk of foodborne illness.

To view this recipe's full nutrition information, SEE FULL RECIPE in the current tab of your account at blueapron.com or in the Blue Apron app, then click on VIEW FULL NUTRITION. If you purchased this recipe outside of blueapron.com, nutrition information can be found on the retailer's product page. | Food safety handling information: blog.blueapron.com/foodsafety

CONTAINS: SEE INGREDIENT PACKAGING FOR ALLERGEN(S).

Produced in a facility that processes crustacean shellfish, egg, fish, milk, peanuts, soy, tree nuts, and wheat.

Blue Apron, LLC, New York, NY 10005

Share your photos with #blueapron

