

Balsamic Chicken & Mashed Potatoes

with Roasted Broccoli

4 SERVINGS

⌚ 25-35 MINS

 **Blue Apron**
blueapron.com



Ingredients*

 4 Boneless, Skinless Chicken Breasts


 2 cloves Garlic


 1/3 cup Soy Glaze

 1 lb Broccoli

 1/4 cup Mascarpone Cheese

 1/4 cup Balsamic Vinegar

 1 1/4 lbs Potatoes

 2 oz Salted Butter



Serve with Blue Apron wine that has this symbol
blueapron.com/wine

Cook along on the app



The Blue Apron app doesn't just help you manage and track your weekly deliveries—it's also a hub for cooking inspiration! Browse our thousands of recipes, watch how-to videos, and cook along to your weekly recipes with step-by-step directions tailored to your meal's preferences. Download it from the App Store or Google Play today.

*Ingredients may be replaced and quantities may vary.



"Alexa, find Blue Apron recipes."

1 Prepare the ingredients & start the glaze

- Place an oven rack in the center of the oven; preheat to 450°F.
- Fill a medium pot $\frac{3}{4}$ of the way up with salted water; cover and heat to boiling on high.
- Wash and dry the fresh produce.
- Cut off and discard the bottom $\frac{1}{2}$ inch of the **broccoli** stem. Cut the broccoli into small florets.
- Medium dice the **potatoes**.
- Peel **2 cloves of garlic**; using the flat side of your knife, smash each clove once.
- In a bowl, combine the **soy glaze**, **vinegar**, and $\frac{1}{2}$ cup of **water**.



2 Roast the broccoli

- Line a sheet pan with foil.
- Transfer the **broccoli florets** to the foil. Drizzle with **olive oil** and season with salt and pepper; toss to coat. Arrange in an even layer.
- Roast 14 to 16 minutes, or until browned and tender when pierced with a fork.
- Remove from the oven.




3 Cook & mash the potatoes

- Meanwhile, add the **diced potatoes** and **smashed garlic cloves** to the pot of boiling water. Cook 17 to 19 minutes, or until tender when pierced with a fork. Turn off the heat.
- Drain thoroughly and return to the pot. Add the **butter** and **mascarpone**. Using a fork or potato masher, mash to your desired consistency.
- Taste, then season with salt and pepper if desired.



4 Cook the chicken

- Meanwhile, pat the **chicken** dry with paper towels. Season with salt and pepper on both sides.
- In a large pan (nonstick, if you have one), heat a drizzle of **olive oil** on medium-high until hot.
- Add the seasoned chicken. Cook 6 to 7 minutes per side, or until browned and cooked through.*
- Leaving any browned bits (or fond) in the pan, transfer to a cutting board.



5 Finish the glaze & serve your dish

- Add the **glaze** to the pan of reserved fond (carefully, as the liquid may splatter). Cook on medium-high, stirring frequently and scraping up any fond, 2 to 3 minutes, or until thickened.
- Turn off the heat. Taste, then season with salt and pepper if desired.
- Slice the **cooked chicken** crosswise.
- Serve the **sliced chicken** with the **mashed potatoes** and **roasted broccoli**. Top the chicken and potatoes with the **finished glaze**. Enjoy!



*The USDA recommends a minimum safe cooking temperature of 165°F for chicken.

To view this recipe's full nutrition information, SEE FULL RECIPE in the current tab of your account at blueapron.com or in the Blue Apron app, then click on VIEW FULL NUTRITION. If you purchased this recipe outside of blueapron.com, nutrition information can be found on the retailer's product page. | Food safety handling information: blog.blueapron.com/foodsafety

CONTAINS: SEE INGREDIENT PACKAGING FOR ALLERGEN(S).

Produced in a facility that processes crustacean shellfish, egg, fish, milk, peanuts, soy, tree nuts, and wheat.

Blue Apron, LLC, New York, NY 10005

[f](#) [t](#) [@](#) Share your photos with #blueapron



092622, FPP