

Calabrian Beef & Gnocchi

with Zucchini & Romano Cheese

2 SERVINGS


⌚ 20-30 MINS

 **Blue Apron**
blueapron.com



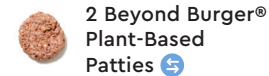
Ingredients*


Customized ingredients

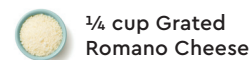


10 oz Ground Beef 

SWAPPED FOR:



2 Beyond Burger®
Plant-Based
Patties 



¼ cup Grated
Romano Cheese



¾ lb Gnocchi



2 cloves Garlic



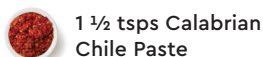
2 Tbsps Tomato
Paste



1 Zucchini



2 Tbsps Mascarpone
Cheese



1 ½ tsps Calabrian
Chile Paste



Serve with Blue Apron
wine that has this symbol
blueapron.com/wine

Cook along on the app



The Blue Apron app doesn't just help you manage and track your weekly deliveries—it's also a hub for cooking inspiration! Browse our thousands of recipes, watch how-to videos, and cook along to your weekly recipes with step-by-step directions tailored to your meal's preferences. Download it from the App Store or Google Play today.

*Ingredients may be replaced and quantities may vary.



"Alexa, find Blue Apron recipes."

1 Prepare the ingredients

- Fill a medium pot $\frac{3}{4}$ of the way up with salted water; cover and heat to boiling on high.
- Wash and dry the **zucchini**; halve lengthwise, then thinly slice crosswise.
- Peel and roughly chop **2 cloves of garlic**.



This recipe was designed for easier cleanup—no extra prep bowls needed!

2 Brown the zucchini

- In a large pan (nonstick, if you have one), heat a drizzle of **olive oil** on medium-high until hot.
- Add the **sliced zucchini** in an even layer; season with salt and pepper. Cook, without stirring, 4 to 5 minutes, or until lightly browned.
- Transfer to a bowl.
- Wipe out the pan.



3 Cook the beef & make the sauce

- In the same pan, heat a drizzle of **olive oil** on medium-high until hot.
- Add the **beef**; season with salt and pepper. Cook, stirring frequently and breaking apart with a spoon, 4 to 5 minutes, or until lightly browned.
- Carefully drain off and discard any excess oil.
- Add the **chopped garlic**, **tomato paste**, and **as much of the chile paste as you'd like**, depending on how spicy you'd like the dish to be. Season with salt and pepper. Cook, stirring constantly, 1 to 2 minutes, or until thoroughly combined and the beef is cooked through.
- Add the **browned zucchini** and $\frac{3}{4}$ **cup of water** (carefully, as the liquid may splatter); season with salt and pepper. Cook, stirring frequently, 2 to 3 minutes, or until the sauce is thickened.
- Turn off the heat.



CUSTOMIZED STEP 3 If you chose Beyond Burger®

- Follow the directions in Step 3, using the **patties** (instead of beef).

4 Cook the gnocchi

- Meanwhile, add the **gnocchi** to the pot of boiling water. Cook 2 to 3 minutes, or until the gnocchi float to the top of the pot. Turn off the heat.
- Drain thoroughly.



5 Finish the gnocchi & serve your dish

- Add the **cooked gnocchi** and **mascarpone** to the pan of **cooked beef and sauce**. Stir to thoroughly combine. Taste, then season with salt and pepper if desired.
- Serve the **finished gnocchi** garnished with the **romano**. Enjoy!



CUSTOMIZED STEP 5 If you chose Beyond Burger®

- Finish the gnocchi and serve your dish as directed, using the pan of **cooked Beyond Burger®** and **sauce**.