

# Seared Duck & Brown Butter-Grape Sauce

with Roasted Brussels Sprouts & Potatoes

## WHY WE LOVE THIS DISH

It's brimming with quintessential fall flavors thanks to a rich pan sauce of brown butter, juicy grapes, and fragrant rosemary that we're spooning over crispy-skin duck breasts, plus a side of roasted hearty vegetables.

## TECHNIQUE TO HIGHLIGHT

Once you finish cooking the duck, you'll drain the rendered fat into a bowl to solidify. We highly recommend storing it in your refrigerator for future use! Swap it in for other cooking oils for added richness and savory flavor.



**PREMIUM**





4 SERVINGS






⌚ 40-50 MINS






Serve a bottle of Blue Apron wine with this symbol: Full & Savory.  
[blueapron.com/wine](https://blueapron.com/wine)

## Ingredients\*

-  4 Skin-On Duck Breasts
-  1 1/4 lbs Fingerling Potatoes
-  1 lb Brussels Sprouts
-  1 bunch Rosemary
-  4 oz Red Seedless Grapes

-  1 Lemon
-  2 oz Balsamic-Marinated Cipolline Onions
-  1/4 cup Grated Parmesan Cheese
-  2 oz Salted Butter
-  1 Tbsp Sherry Vinegar

-  2/3 cup Chicken Bone Broth
-  2 Tbsps Sliced Roasted Almonds
-  1 Tbsp Weeknight Hero Spice Blend<sup>1</sup>

1. Onion Powder, Garlic Powder, Smoked Paprika & Whole Dried Parsley  
\*Ingredients may be replaced and quantities may vary.





"Alexa, find Blue Apron recipes."

## 1 Prepare the ingredients

- Place an oven rack in the center of the oven; preheat to 450°F.
- Wash and dry the fresh produce.
- Cut off and discard the stem ends of the **brussels sprouts**; halve lengthwise.
- Halve the **potatoes** lengthwise.
- Halve the **lemon** crosswise; squeeze the juice into a large bowl, straining out the seeds.
- Pick the **rosemary** leaves off the stems; roughly chop.
- Remove and discard any stems from the **grapes**; halve the grapes.



## 2 Roast & finish the vegetables

- Place the **halved brussels sprouts** and **halved potatoes** on a sheet pan. Drizzle with **olive oil** and season with salt, pepper, and enough of the **spice blend** to coat (you may have extra). Arrange in an even layer.
- Roast 22 to 24 minutes, or until lightly browned and tender when pierced with a fork.
- Transfer to the bowl of **lemon juice**. Add the **onions**, **almonds**, and **cheese**. Stir to combine. Taste, then season with salt and pepper if desired.



## 3 Cook the duck

- Meanwhile, pat the **duck** dry with paper towels. Season with salt and pepper on both sides.
- Heat a large pan (nonstick, if you have one) on **medium** until hot.
- Add the seasoned duck, skin side down. Cook 9 to 11 minutes, or until browned and the skin is crispy.



### Step 3 continued:

- Flip and cook 4 to 5 minutes for medium (145°F), or until cooked to your desired degree of doneness.\*
- Transfer to a cutting board, skin side up, and let rest at least 10 minutes.
- Carefully drain the **duck fat** into a small bowl. (Set aside to solidify. Cover and refrigerate for future use, or discard if desired.)
- Wipe out the pan.

## 4 Make the pan sauce & serve your dish

- While the duck rests, in the same pan, heat **half the butter** on medium-high until melted.
- Once melted, cook, stirring constantly, 1 to 2 minutes, or until the foam subsides and the butter is fragrant (it should smell nutty and toasted).
- Add the **chopped rosemary** and **halved grapes**; season with salt and pepper. Cook, stirring frequently, 2 to 3 minutes, or until softened.
- Add the **vinegar** (carefully, as the liquid may splatter). Cook, stirring constantly, 30 seconds to 1 minute, or until combined and slightly thickened.
- Add the **broth**; season with salt and pepper. Cook, stirring frequently, 3 to 4 minutes, or until thickened.
- Turn off the heat; stir in the **remaining butter** until melted and combined.
- Flip the **rested duck** to be skin side down on the cutting board (to easily cut through the skin). Thinly slice crosswise.
- Serve the **sliced duck** (skin side up) with the **finished vegetables** on the side. Top the duck with the **pan sauce**. Enjoy!



\*The USDA recommends a minimum safe cooking temperature of 165°F for duck. Consuming raw or undercooked meat, poultry, fish, seafood or eggs may increase your risk of foodborne illness.

To view this recipe's full nutrition information, SEE FULL RECIPE in the current tab of your account at blueapron.com or in the Blue Apron app, then click on VIEW FULL NUTRITION. Food safety handling information: [blog.blueapron.com/foodsafety](http://blog.blueapron.com/foodsafety)

CONTAINS: SEE INGREDIENT PACKAGING FOR ALLERGEN(S).



Produced in a facility that processes crustacean shellfish, egg, fish, milk, peanuts, soy, tree nuts, and wheat.

Blue Apron, LLC  
New York, NY 10005