

Sheet Pan Cheesy Chicken

with Potatoes, Green Beans & Tzatziki

4 SERVINGS


⌚ 35-45 MINS

 **Blue Apron**
blueapron.com



Ingredients


 4 Boneless, Skinless Chicken Breasts

 ¾ lb Green Beans


 4 oz Monterey Jack Cheese

 ¼ cup Mayonnaise

 1 Tbsp Shawarma Spice Blend²


 ¾ cup Panko Breadcrumbs


 1 clove Garlic

 ½ cup Tzatziki¹

 3 Tbsps Golden Raisins

 1 ¼ lbs Potatoes

 1 oz Pickled Peppadew Peppers

 2 Tbsps Red Wine Vinegar

 1 tsp Whole Dried Oregano



Serve with Blue Apron wine that has this symbol
blueapron.com/wine

Cook along on the app



The Blue Apron app doesn't just help you manage and track your weekly deliveries—it's also a hub for cooking inspiration! Browse our thousands of recipes, watch how-to videos, and cook along to your weekly recipes with step-by-step directions tailored to your meal's preferences. Download it from the App Store or Google Play today.



"Alexa, find Blue Apron recipes."

1 Prepare the ingredients

- Arrange two oven racks in the upper and lower thirds of the oven; preheat to 450°F.
- Wash and dry the fresh produce.
- Cut the **potatoes** into 1/2-inch-wide wedges.
- Grate the **cheese** on the large side of a box grater.
- Roughly chop the **peppers**.
- In a bowl, combine the **mayonnaise**, **grated cheese**, **breadcrumbs**, **half the spice blend**, and **chopped peppers**; season with salt and pepper. Stir to combine.
- Peel **1 clove of garlic**; using a zester or the small side of a box grater, finely grate into a paste. Place in a large bowl.



2 Roast the chicken

- Pat the **chicken** dry with paper towels; season on both sides with salt, pepper, and the **remaining spice blend**.
- Transfer to a sheet pan.
- Roast 8 minutes. Leaving the oven on, remove from the oven.
- Evenly top the chicken with the **cheese mixture**.
- Place on the upper oven rack and roast 10 to 12 minutes, or until the topping is browned and the chicken is cooked through.*
- Remove from the oven.



For easier cleanup, line your sheet pans with foil.

3 Roast the potatoes

- Meanwhile, place the **potato wedges** on a separate sheet pan. Drizzle with **olive oil** and season with salt, pepper, and the **oregano**. Toss to coat; arrange in an even layer on one side of the sheet pan.
- Place on the lower oven rack and roast 15 minutes.
- Leaving the oven on, remove from the oven.



4 Prepare & roast the green beans

- Meanwhile, cut off and discard any stem ends from the **green beans**; place in a bowl. Add a drizzle of **olive oil**; season with salt and pepper. Toss to coat.
- Reserving the bowl, carefully place the **seasoned green beans** in an even layer on the other side of the sheet pan of **partially roasted potatoes**.
- Roast 8 to 10 minutes, or until the vegetables are lightly browned and tender when pierced with a fork.
- Remove from the oven.



5 Finish & serve your dish

- Meanwhile, in the reserved bowl, combine the **raisins**, **vinegar**, and a drizzle of **olive oil**.
- Transfer the **roasted green beans** to the bowl of **dressed raisins**. Toss to coat. Taste, then season with salt and pepper if desired.
- Transfer the **roasted potatoes** to the bowl of **garlic paste**; toss to coat. Taste, then season with salt and pepper if desired.
- Serve the **roasted chicken** with the **dressed green beans** and **finished potatoes**. Serve the **tzatziki** on the side. Enjoy!



*The USDA recommends a minimum safe cooking temperature of 165°F for chicken.

To view this recipe's full nutrition information, SEE FULL RECIPE in the current tab of your account at blueapron.com or in the Blue Apron app, then click on VIEW FULL NUTRITION. Food safety handling information: blog.blueapron.com/foodsafety

CONTAINS: SEE INGREDIENT PACKAGING FOR ALLERGEN(S).

Produced in a facility that processes crustacean shellfish, egg, fish, milk, peanuts, soy, tree nuts, and wheat.

Blue Apron, LLC, New York, NY 10005

[f](#) [t](#) [@](#) Share your photos with #blueapron



053022, FPP