

# Miso Butter & Panko-Crusted Cod

with Ponzu Mayo, Asparagus & Potatoes

2 SERVINGS

⌚ 30-40 MINS

 **Blue Apron**  
blueapron.com



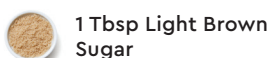

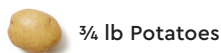
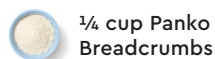
 IF YOU CHOSE A CUSTOMIZED OPTION, visit the Current tab in the Blue Apron app or at [blueapron.com](https://blueapron.com) for ingredients (denoted with an ) and instructions tailored to you.\*

## Ingredients

Customized ingredients



SWAPPED FOR:



 Serve with Blue Apron wine that has this symbol [blueapron.com/wine](https://blueapron.com/wine)

## Cook along on the app



The Blue Apron app doesn't just help you manage and track your weekly deliveries—it's also a hub for cooking inspiration! Browse our thousands of recipes, watch how-to videos, and cook along to your weekly recipes with step-by-step directions tailored to your meal's preferences. Download it from the App Store or Google Play today.

\*Ingredients may be replaced and quantities may vary.





"Alexa, find Blue Apron recipes."


## 1 Prepare the ingredients & make the miso butter

- Remove the **butter** from the refrigerator to soften.
- Preheat the oven to 450°F.
- Wash and dry the fresh produce.
- Snap off and discard the tough, woody stem ends of the **asparagus**.
- Cut the **potatoes** into 1/2-inch rounds.
- Halve the **lime** crosswise.
- Peel the **ginger**; using a zester or the small side of a box grater, finely grate to get 1 teaspoon (you may have extra).
- Peel **1 clove of garlic**; using a zester or the small side of a box grater, finely grate into a paste.
- In a bowl, combine the **softened butter, sugar, miso paste, grated ginger, garlic paste**, and the **juice of 1 lime half**. Season with salt and pepper. Using a fork, mash until thoroughly combined.



## 2 Roast the potatoes

- Line two sheet pans with foil.
- Transfer the **potato rounds** to one sheet pan. Drizzle with **olive oil** and season with salt and pepper. Toss to coat and arrange in an even layer.
- Roast 19 to 21 minutes, or until lightly browned and tender when pierced with a fork.
- Remove from the oven.



## 3 Roast the fish & asparagus

- Meanwhile, lightly oil one side of the remaining sheet pan.
- Pat the **fish** dry with paper towels; season with salt and pepper on both sides.
- Transfer to the oiled portion of the sheet pan. Evenly spread the **miso butter** onto the fish, then top with the **breadcrumbs** (pressing lightly to adhere). Season with salt and pepper.



### Step 3 continued:

- Transfer the **asparagus** to the other side of the sheet pan; drizzle with **olive oil** and season with salt and pepper. Toss to coat and arrange in an even layer.
- Roast 8 to 10 minutes, or until the asparagus is tender when pierced with a fork and the fish is cooked through.\*
- Remove from the oven.

### CUSTOMIZED STEP 3 If you chose Salmon

- Meanwhile, lightly oil one side of the remaining sheet pan.
- Pat the **fish** dry with paper towels; season with salt and pepper on both sides.
- Transfer to the oiled portion of the sheet pan, skin side down. Evenly spread the **miso butter** onto the fish, then top with the **breadcrumbs** (pressing lightly to adhere). Season with salt and pepper.
- Transfer the **asparagus** to the other side of the sheet pan; drizzle with **olive oil** and season with salt and pepper. Toss to coat and arrange in an even layer.
- Roast 10 to 13 minutes, or until the asparagus is tender when pierced with a fork and the fish is cooked through.\*
- Remove from the oven.

## 4 Finish & serve your dish

- Meanwhile, in a bowl, combine the **mayonnaise** and **ponzu sauce**; season with salt and pepper.
- Evenly top the **roasted asparagus** with the **juice of the remaining lime half**; carefully stir to coat.
- Serve the **roasted fish** with the **roasted potatoes** and **finished asparagus**. Serve the **ponzu mayo** on the side. Enjoy!



\*The USDA recommends a minimum safe cooking temperature of 145°F for fish.

To view this recipe's full nutrition information, SEE FULL RECIPE in the current tab of your account at [blueapron.com](https://blueapron.com) or in the Blue Apron app, then click on VIEW FULL NUTRITION. Food safety handling information: [blog.blueapron.com/foodsafety](https://blog.blueapron.com/foodsafety)

CONTAINS: SEE INGREDIENT PACKAGING FOR ALLERGEN(S).

Produced in a facility that processes crustacean shellfish, egg, fish, milk, peanuts, soy, tree nuts, and wheat.

Blue Apron, LLC, New York, NY 10005

[f](#) [t](#) [i](#) [@](#) Share your photos with #blueapron

