

Romesco Beef & Ditali Pasta

with Carrots & Poblano Pepper

2 SERVINGS

⌚ 15-25 MINS

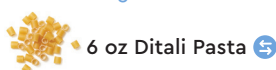
 **Blue Apron**
blueapron.com



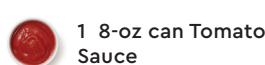
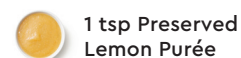
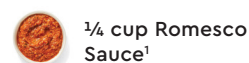

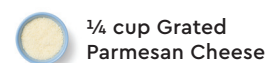
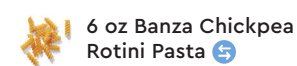
🔗 IF YOU CHOSE A CUSTOMIZED OPTION, visit the Current tab in the Blue Apron app or at blueapron.com for ingredients (denoted with an 🔄 icon) and instructions tailored to you.*

Ingredients

Customized ingredients



SWAPPED FOR:



Serve with Blue Apron wine that has this symbol
blueapron.com/wine

Cook along on the app



The Blue Apron app doesn't just help you manage and track your weekly deliveries—it's also a hub for cooking inspiration! Browse our thousands of recipes, watch how-to videos, and cook along to your weekly recipes with step-by-step directions tailored to your meal's preferences. Download it from the App Store or Google Play today.

¹ contains almonds ² Smoked Paprika, Ground Cumin, Ground Coriander, Dried Mexican Oregano, Cayenne Pepper & Ground Cinnamon
*Ingredients may be replaced and quantities may vary.

1 Prepare the ingredients

- Fill a medium pot $\frac{3}{4}$ of the way up with salted water; cover and heat to boiling on high.
- Wash and dry the fresh produce.
- Peel the **carrots** and thinly slice on an angle.
- Cut off and discard the stem of the **pepper**. Halve lengthwise; remove the ribs and seeds, then thinly slice crosswise. Thoroughly wash your hands immediately after handling.



2 Cook the pasta

- Add the **pasta** to the pot of boiling water. Cook, stirring occasionally, 10 to 12 minutes, or until al dente (still slightly firm to the bite). Turn off the heat.
- Drain thoroughly and return to the pot.



CUSTOMIZED STEP 2 *If you chose Banza Pasta*

- Add the **pasta** to the pot of boiling water. Cook, stirring occasionally, 4 to 6 minutes, or until al dente (still slightly firm to the bite). Turn off the heat.
- Drain thoroughly and rinse under cold water to prevent sticking. Return to the pot.

3 Cook the beef & vegetables

- Meanwhile, in a medium pan (nonstick, if you have one), heat a drizzle of **olive oil** on medium-high until hot.
- Add the **beef, sliced carrots, sliced pepper, and spice blend**; season with salt and pepper. Cook, stirring frequently and breaking the meat apart with a spoon, 5 to 7 minutes, or until the beef is browned and the vegetables are softened.
- Carefully drain off and discard any excess oil.



4 Make the sauce

- To the pan, add the **tomato sauce** (carefully, as the liquid may splatter), **romesco sauce**, and $\frac{1}{4}$ **cup of water**; season with salt and pepper. Cook, stirring occasionally, 2 to 3 minutes, or until the sauce is slightly thickened and the beef is cooked through.
- Turn off the heat. Taste, then season with salt and pepper if desired.



5 Finish the pasta & serve your dish

- To the pot of **cooked pasta**, add the **mascarpone** and **lemon purée**. Season with salt and pepper; stir to combine.
- Serve the **cooked beef, vegetables, and sauce** over the **finished pasta**. Garnish with the **parmesan**. Enjoy!

